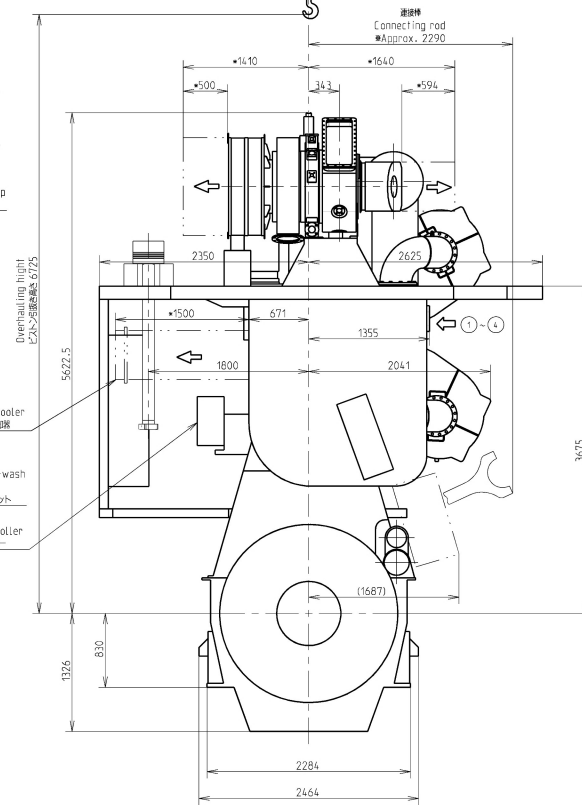
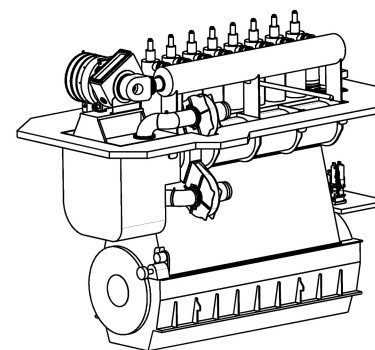


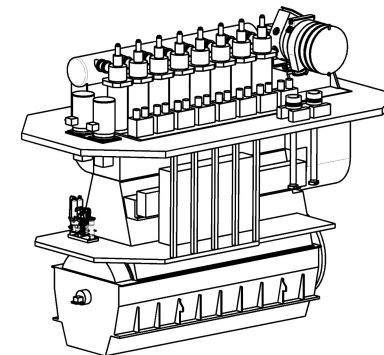
View from exhaust side
排気側より見る
8884



B
(A=2)



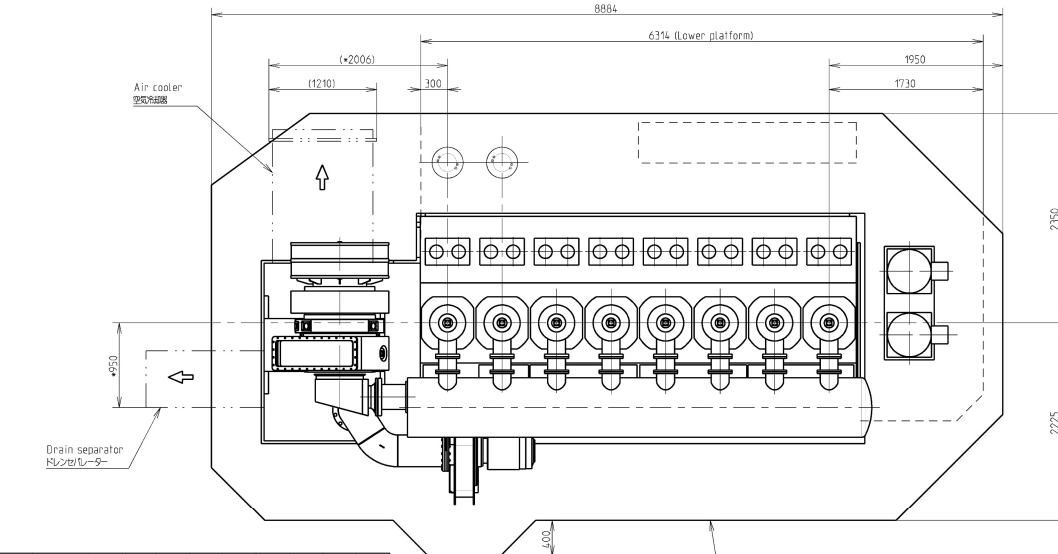
1/60



1/60

PROJECT BUSINESS	CALCULATION	JMS	UNDER	UNDER	UNDER	OTHER	TOTAL	PREVIOUS	DRAWING	
	LAY		A-3	B-3	SUB	FINISH	FURNITURE			
		0000	0000	000	00	~		U1-OE043		
REVISIONS										
NO.	UC No.	DESCRIPTION				DATE	ZONE	APPROVED BY	(CHECK) DO	DR
A	UC 12335	A/A合図及び大形化記号。				2019-11-29	全館	木下三川	野田	

For welding bedplate



A
(C-1)

Platform outline

COMMON VARIATION TOLERANCE (MIL/INCH)	RATINGS OF NOMINAL DIMENSION	OVER 0.5 TO	OVER 0.6 TO	OVER 0.7 TO	OVER 0.8 TO	OVER 0.9 TO	OVER 1.0 TO	OVER 1.1 TO	OVER 1.2 TO	OVER 1.3 TO	OVER 1.4 TO
		0.6	0.7	0.8	0.9	1.0	1.1	1.2	1.3	1.4	1.5
	TOLERANCE	±0.1	±0.2	±0.3	±0.5	±0.8	±1.2	±2.0	±2.0	±2.5	±2.5

THIS DRAWING IS THE PROPERTY OF JAPAN ENGINE CORPORATION AND SHALL NOT BE REPRODUCED, NOR BE USED TO FURNISH ANY INFORMATION FOR MAKING DRAWINGS OR APPARATUS EXCEPT FOR THE CASE WHERE JAPAN ENGINE CORPORATION AGREES WITH WRITTEN MATERIALS.

- Space for removal
- 開放スペース

PART NO.	NAME	DESCRIPTION	MATERIALS	TEST F.	1-PIECE	TOTAL		出品 品番
					WEIGHT	QUANTITY PER SET		組立 品番
部略								
APPROVED	江戶	APPROVED						
CHECKED	中中	CHECKED					1/1	
DRAWN	Ricky	DRAWN					00-00	
1st ANGLE PROJECTION		DATE SCALE	2018-09-12 1/30	DRAWING NO.		U1-0E072		REV
								控

	Weld shall comply with JIS (Japan Industrial Standards).
	Material shall comply with JIS unless otherwise specified.

 JAPAN ENGINE CORPORATION JP-CAD